

A facile access to *rac ansa*-lanthanocene alkyl complexes with an ether-bridged indenyl ligand and crystal structure of *rac*-[O(CH₂CH₂C₉H₆)₂]YCH₂SiMe₃

Changtao Qian,* Gang Zou and Jie Sun

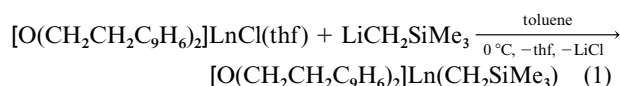
Laboratory of Organometallic Chemistry, Shanghai Institute of Organic Chemistry, Chinese Academy of Sciences, 354 Fenglin Lu, Shanghai 200032, P.R. China.
E-mail: qianct@pub.sioc.ac.cn

Received 9th November 1998, Accepted 4th January 1999

Pure *rac ansa*-lanthanocene alkyl complexes [O(CH₂CH₂-C₉H₆)₂]LnCH₂SiMe₃ (Ln = Y **1**, Lu **2**) are stereoselectively formed dictated by the nonbonded interactions between the six-membered portion of the indenyl moiety and the alkyl group.

Racemic *ansa*-lanthanocene alkyls have proved to be efficient single component catalysts (pre-catalysts) for stereospecific polymerization of α -olefins, modeling the well-known homogeneous Ziegler–Natta systems based on chiral Group 4 *ansa*-metallocene complexes.¹ However, lack of efficient procedures to stereoselectively provide the desired *rac ansa*-lanthanocene complexes hampers an extensive investigation. A problem encountered in the synthesis of the *ansa*-metallocene complexes is that the undesired *meso* isomer is normally formed along with the *rac* isomers, so a subsequent tedious separation is required to remove the *meso* isomer. A stereoselective approach to *rac ansa*-ytrocene complexes with silylene bridged ligands requires incorporation of two bulky substituents (especially the α -substituents) on the bridged cyclopentadienyl (Cp) rings,² e.g. [Me₂Si(C₅H₂SiMe₃-2-CMe₃-4)]₂²⁻. The α -substituents appear to be the key since the stereoselectivity would be inverted without them on the Cp rings, that is the *meso* isomer is favorably formed,³ although more sterically demanding substituents such as (–)-menthyl [(1*R*,2*S*,5*R*)-(–)-C₆H₃Me-5-Pr¹-2] or (+)-neomenthyl [(1*S*,2*S*,5*R*)-(+)–C₆H₃Me-5-Pr¹-2] and *tert*-butyl can be introduced on the linked Cp rings,⁴ e.g. {Me₂Si(Bu¹C₅H₄)-[(1*S*,2*S*,5*R*)-(+)–C₆H₃Me-5-Pr¹-2-C₅H₃]}₂²⁻. Recently, Anwander and co-workers have reported their isolation of the pure *rac ansa*-ytrocene silylamide Me₂Si(C₉H₅Me-2)₂YN(SiHMe₂)₂ after recrystallization of the *rac/meso* mixture (3:1) in hydrocarbon solvents.⁵ We have isolated solvated *rac ansa*-lanthanocene chlorides [O(CH₂CH₂C₉H₆)₂]LnCl(thf), featuring a rigid and unsymmetric structure, but isomerisation occurred upon dissolving in coordinative solvents such as THF leading to a equilibrium of the *rac/meso* (6:1) mixture.⁶ Here we report a facile stereoselective access to solvent-free pure *rac ansa*-lanthanocene alkyl complexes by direct alkylation of the corresponding lanthanocene chlorides and insight into the stereoselectivities of the formation of these types of complexes.

Alkylation of solvated *ansa*-lanthanocene chlorides [O(CH₂CH₂C₉H₆)₂]LnCl(thf) (Ln = Y, Lu) with LiCH₂SiMe₃ in toluene provided the *rac ansa*-lanthanocene alkyls **1** and **2** in modest yields [eqn. (1)].[†] These complexes are very soluble in toluene



Ln = Y **1** 53%, Lu **2** 48%

and benzene, and sparingly soluble in hexane. Spectroscopic data and elemental analyses are consistent with the replacement of THF in the alkyl complexes. The ¹H NMR spectra of **1** and **2**

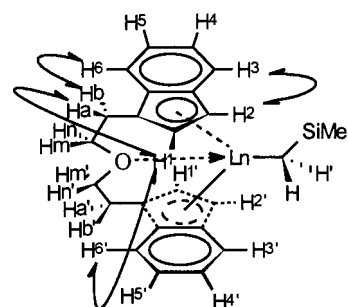


Fig. 1 The numbering scheme for the ¹H NMR of **2** with important NOEs.

show a similar pattern, implying that their structures should be essentially identical. The observation of only one set of resonances in the ¹H NMR (C₆D₆) of complexes **1** and **2** clearly indicates the presence of solely *rac*-isomers in solution. All the protons of the ancillary ligand appear to be inequivalent in the ¹H NMR spectra of the alkyl complexes, indicating an unsymmetric structure is assumed similar to their precursor chlorides. 2D ¹H NMR studies (NOESY and COSY) of complex **2** have allowed ¹H NMR assignments (Fig. 1). The presence of cross peaks between H¹ and aromatic protons H^{6'} *etc.* and the absence of cross peaks between H^{1'} and aromatic protons confirm the unsymmetric structure of the *rac ansa*-lanthanocene alkyl. Additionally, the exchange connectivities of the two groups of protons of the ancillary ligand ‘separated’ by the oxygen atom, such as H¹–H^{1'}, H²–H^{2'}, aromatic protons H³–H^{3'} *etc.* and methylene protons H^a–H^{a'} *etc.* imply an oscillation between the two parts of the ancillary ligand. The two methylene protons of CH₂SiMe₃ show different chemical shifts probably due to the hindered rotation around the Ln–C axis. The ²J_{Y–H} (3.3 and 3.6 Hz) coupling constants agree well with direct bonding of the CH₂SiMe₃ moiety to yttrium in complex **1**.

An X-ray single crystal structure analysis[‡] of **1** unambiguously confirmed the unsymmetric structure (Fig. 2). Although the bond distance ranges of the two bridged indenyl rings, 2.592(9)–2.731(8) Å (Δ = 0.14 Å) and 2.633(9)–2.713(9) Å (Δ = 0.08 Å), in molecule **1(A)** are evidently different, there is a similar feature, 2.59(1)–2.74(1) Å (Δ = 0.15 Å) and 2.623(8)–2.726(8) Å (Δ = 0.10 Å) in molecule **1(B)**; both indenyl groups are typically η⁵-coordinated to the metal ion. The Y(1)–C(23) bond length in molecule **A** and the Y(2)–C(49) bond length in molecule **B** are 2.376(8) and 2.35(1) Å respectively, which are a little shorter than those in the more crowded ytrocene alkyls with a terminal σ Y–C bond such as (C₅Me₅)₂YCH(SiMe₃)₂ 2.468(7)⁷ and (C₅Me₅)₂YMe(thf) 2.44(2) Å,⁸ but agree well with that in (*S*)-Me₂SiC₅Me₄[(1*S*,2*S*,5*R*)-(+)–C₆H₃Me-5-Pr¹-2-C₅H₃]-YCH(SiMe₃)₂ 2.36(1) Å, whose shorter σ Y–C bond distance was attributed to the minimization of the nonbonded interactions between the bulky substituents and the alkyl group due to their special spatial arrangements.⁴ Indeed, in its (*R*)-epimers

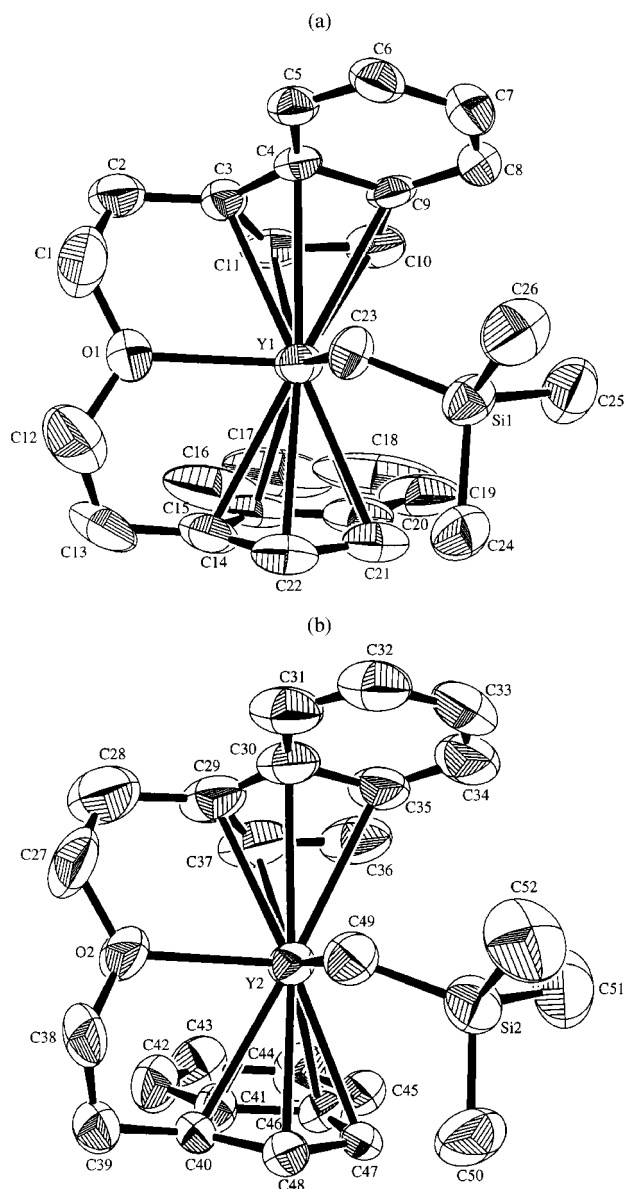


Fig. 2 (a) ORTEP⁹ drawing of **1(A)** (one of the two independent molecules, **A** and **B**, with the same configuration in the unit cell). Selected bond lengths, bond length ranges for η^2 -indenyl (Å) and angles (°) of molecule **A**: Y(1)–C(23) 2.376(8), Y(1)–O(1) 2.323(6) Y(1)–C(3) 2.641(8) to Y(1)–C(11) 2.592(9), Y(1)–C(14) 2.653(9) to Y(1)–C(22) 2.633(9); O(1)–Y(1)–C(23) 100.4(3), C(1)–O(1)–C(12) 118.9(9), C(1)–O(1)–Y(1) 119.3(6), C(12)–O(1)–Y(1) 120.8(7). Dihedral angle of the two indenyl planes, 46.38°. (b) ORTEP⁹ drawing of **1(B)**. Corresponding selected bond lengths, bond length ranges for η^2 -indenyl (Å) and angles (°) of molecule **B**: Y(2)–C(49) 2.35(1), Y(2)–O(2) 2.337(6), Y(2)–C(29) 2.623(10) to Y(2)–C(37) 2.59(1), Y(2)–C(40) 2.658(8) to Y(2)–C(48) 2.623(8); O(2)–Y(2)–C(49) 97.4(3), C(27)–O(2)–C(38) 118.4(8), C(27)–O(2)–Y(2) 122.3(6), C(38)–O(2)–Y(2) 115.2(5). Dihedral angle of the two indenyl planes, 44.54°.

the corresponding bond length is significantly longer 2.49(1) Å. It is noteworthy that the O(1)–Y(1)–C(23) and O(2)–Y(2)–C(49) angles in molecule **1(A)** and **1(B)** are 100.4(3) and 97.4(3)° respectively. This means, that in contrast to the silylene bridged bis(indenyl) yttrocene amide $\text{Me}_2\text{Si}(\text{C}_9\text{H}_5\text{Me}-2)_2\text{YN}(\text{SiHMe}_2)_2$,⁵ the orientation of the alkyl group parallels the bridged indenyl planes, *syn* to the six-membered portion of one of the bridged indenyl rings, and *anti* to that of the other indenyl ring. This interesting arrangement is perhaps adopted to avoid the repulsion between the CH_2SiMe_3 and the edges of the indenyl planes since the ‘wide portion’ of the *ansa*-metallocene is significantly narrowed by the rigid five-atom bridge. It is evident that efficient minimization of the nonbonded repulsion could be achieved in the *rac* isomers since the alkyl group could not only

avoid simultaneous interactions with the six-membered portions of the two bridged indenyl rings but also further minimize the nonbonded repulsion by orienting away from the *syn* indenyl plane. However, a strong repulsion could be anticipated in the *meso* isomer whether the alkyl group orients to the narrow or wide portion of the *ansa*-metallocene wedge. Based on these structural analyses, the *rac/meso* stereoselectivity should be dictated by the nonbonded interactions between the indenyl planes and the alkyl group, instead of the two bridged indenyl rings themselves. Since there is no isomerisation observed in hydrocarbon solution, it is reasonable to expect that a catalysis system stereoselective in polymerization of α -olefins could be developed based on these *rac ansa*-lanthanocene alkyls although further investigations are needed.

Acknowledgements

We are grateful to the National Science Foundation of China for financial support.

Notes and references

† Preparation of complex **1**. To a suspension of 1.70 g (3.42 mmol) yttrocene chloride $[\text{O}(\text{CH}_2\text{CH}_2\text{C}_9\text{H}_7)_2]\text{YCl}(\text{thf})$ in 50 ml toluene was added 0.31 g (3.30 mmol) $\text{LiCH}_2\text{SiMe}_3$ at about 0 °C. The resulting suspension was allowed to warm to ambient temperature and stirred overnight under argon. The precipitate was separated by centrifugation and the clear solution was concentrated. The residue was extracted with toluene–hexane (1:15, v/v). The hexane extract was cooled to –30 °C and 0.83 g (53% yield) of **1** was obtained as a colourless crystalline solid (Found: C, 65.58; H, 6.55. Calc. for $\text{C}_{26}\text{H}_{31}\text{OSiY}$: C, 65.55; H, 6.51%). ¹H NMR (300 MHz, C_6D_6 , 25 °C): δ 7.55 (m, 1H, aromatic), 7.40 (m, 1H, aromatic), 7.25 (m, 2H, aromatic), 7.10 (m, 4H, aromatic), 6.85 (d, $J = 2.7$, 1H, H^1), 6.15 (d, $J = 3.2$, 1H, H^2), 5.00 (s, 2H, H^1 , H^2), 3.80 (m, 1H, OCH^nH^n), 3.50 (m, 1H, OCH^nH^n), 3.25 (m, 1H, OCH^mH^m), 3.05 (m, 1H, OCH^mH^m), 2.60 (m, 1H, CH^bH^a), 2.40 (m, 2H, CH^bH^a , CH^cH^a), 2.20 (m, 1H, CH^bH^a), 0.30 [s, 9H, $\text{Si}(\text{CH}_3)_3$], –1.65 (dd, 1H, $^2J_{\text{H-H}} = 10.6$, $^2J_{\text{Y-H}} = 3.6$, $\text{CHH}^c\text{SiMe}_3$), –2.00 (dd, 1H, $^2J_{\text{H-H}} = 10.6$, $^2J_{\text{Y-H}} = 3.3$ Hz, $\text{CHH}^c\text{SiMe}_3$).

For **2**. A similar procedure was adopted to provide **2** as colorless crystals (48%) (Found: C, 55.43; H, 5.65. Calc. for $\text{C}_{26}\text{H}_{31}\text{OSiLu}$: C, 55.52; H, 5.52%). ¹H NMR: δ 7.60 (m, 1H, H^3 , aromatic), 7.45 (m, 1H, H^3 , aromatic), 7.30 (m, 1H, H^6 , aromatic), 7.20 (m, 5H, H^6 , H^4 , H^5 , H^5 , aromatic), 6.85 (d, $J = 3.2$, 1H, H^1), 6.10 (d, $J = 3.2$, 1H, H^2), 5.15 (d, $J = 3.2$, 1H, H^2), 4.90 (d, $J = 3.2$, 1H, H^1), 3.85 (m, 1H, OCH^nH^n), 3.50 (m, 1H, OCH^nH^n), 3.35 (m, 1H, OCH^mH^m), 3.10 (m, 1H, OCH^mH^m), 2.60 (m, 1H, CH^bH^a), 2.40 (m, 2H, CH^bH^a , CH^cH^a), 2.20 (m, 1H, CH^bH^a) 0.35 [s, 9H, $\text{Si}(\text{CH}_3)_3$], –1.85 (d, 1H, $^2J_{\text{H-H}} = 10.8$, $\text{CHH}^c\text{SiMe}_3$), –2.20 (d, 1H, $^2J_{\text{H-H}} = 10.8$ Hz, $\text{CHH}^c\text{SiMe}_3$).

‡ Crystal data for *rac*-**1**: $\text{C}_{26}\text{H}_{31}\text{OSiY}$, $M = 476.52$, monoclinic, space group $P2_1/n$, $a = 24.24(1)$, $b = 8.394(7)$, $c = 24.46(1)$ Å, $\beta = 102.35(3)^\circ$, $V = 4862(5)$ Å³, $Z = 8$, $D_c = 1.302$ g cm^{–3}, $F(000) = 1984.00$, $\mu(\text{Mo-K}\alpha) = 24.65$ cm^{–1}, $T = 293$ K, no. reflections: total 9417, unique 9189, observations 3988 [$I > 2.00\sigma(I)$], variables 524, $R = 0.063$, $R_w = 0.057$. CCDC reference number 186/1300. See <http://www.rsc.org/suppdata/dt/1999/519/> for crystallographic files in .cif format.

- P. L. Watson and G. W. Parshall, *Acc. Chem. Res.*, 1985, **18**, 51; H. Yasuda and H. Tamai, *Prog. Polym. Sci.*, 1993, **18**, 1097.
- E. B. Coughlin and J. E. Bercaw, *J. Am. Chem. Soc.*, 1992, **114**, 7606; J. P. Mitchell, S. Hajela, S. K. Brookhart, K. I. Hardcastle, L. M. Henling and J. E. Bercaw, *J. Am. Chem. Soc.*, 1996, **118**, 1045.
- E. Bunel, B. J. Burger and J. E. Bercaw, *J. Am. Chem. Soc.*, 1988, **110**, 976.
- P. W. Roesky, U. Denninger, C. L. Stern and T. J. Marks, *Organometallics*, 1997, **16**, 4486.
- W. A. Herrmann, J. Eppinger, M. Spiegler, O. Runte and R. Anwander, *Organometallics*, 1997, **16**, 1813.
- C. Qian, G. Zou and J. Sun, *J. Chem. Soc., Dalton Trans.*, 1998, 1607.
- K. H. den Haan, J. L. de Boer, J. H. Teuben, A. L. Spek, B. Kojic-Prodic, G. R. Hays and R. Huis, *Organometallics*, 1986, **5**, 1726.
- K. H. den Haan, J. L. de Boer, J. H. Teuben, W. J. J. Smeets and A. L. Spek, *J. Organomet. Chem.* 1987, **327**, 31.
- C. K. Johnson, ORTEP, Report ORNL-5138, Oak Ridge National Laboratory, Oak Ridge, TN, 1976.